

IMPORTANT! KEEP FOR FUTURE REFERENCE!

# WARNING

**FALL HAZARD:** Children have suffered serious injuries after falling from changing pads. Falls can happen quickly. Never use this product on an elevated surface other than a changing table.

**SUFFOCATION HAZARD:** Babies have suffocated while sleeping on changing pads. Changing pads are not designed for safe sleep. NEVER allow baby to sleep on changing pad.

When changing pad is in the zipped configuration, the changing surface must be level, stable, and structurally sound with minimum surface dimensions of 16" x 32". Use of this pad on a smaller surface could result in death or serious injury to your child from falling.

Always fold and securely zip side walls when used on a changing table. Only use unfolded mat on floor away from potential hazards.

Adult Assembly Required.

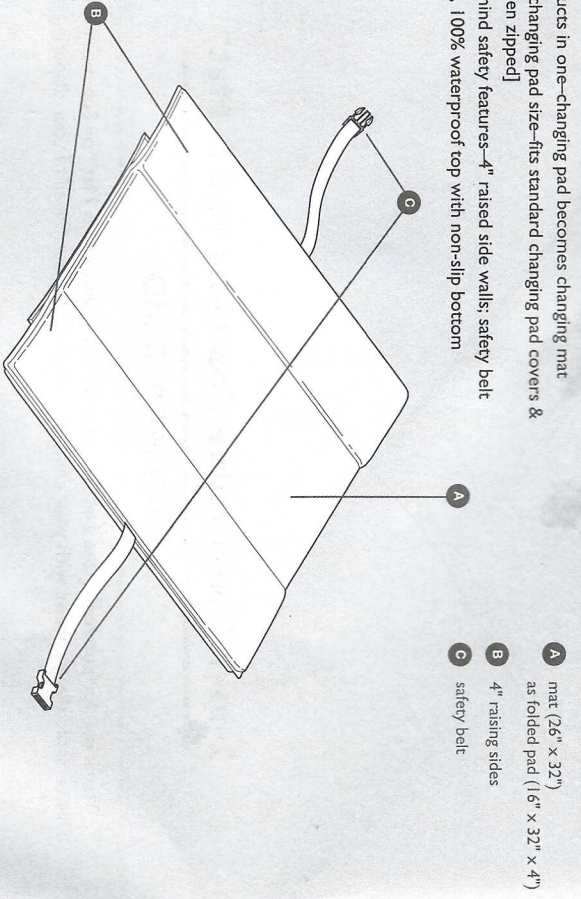
Never leave child unattended. Always keep one hand on baby while using this product.

Always use enclosed restraint system when using as a changing pad on an elevated surface. This changing pad meets the specifications of the ASTM F-2398 Baby Changing Tables.

Do not use changing pad if it is damaged or broken.

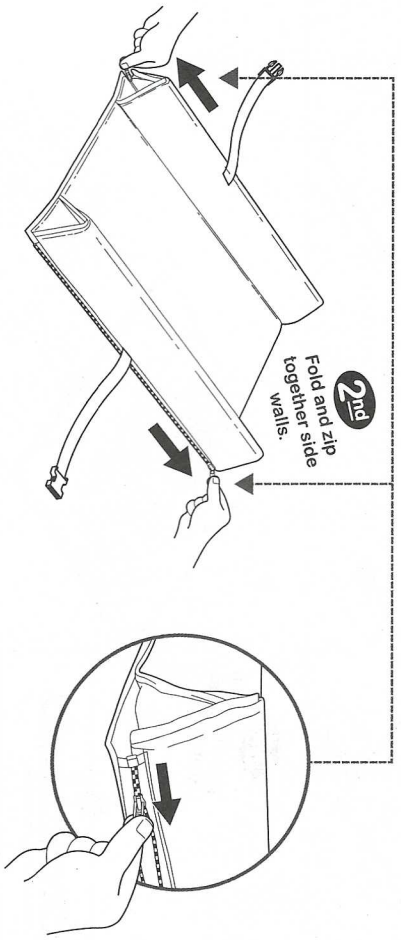
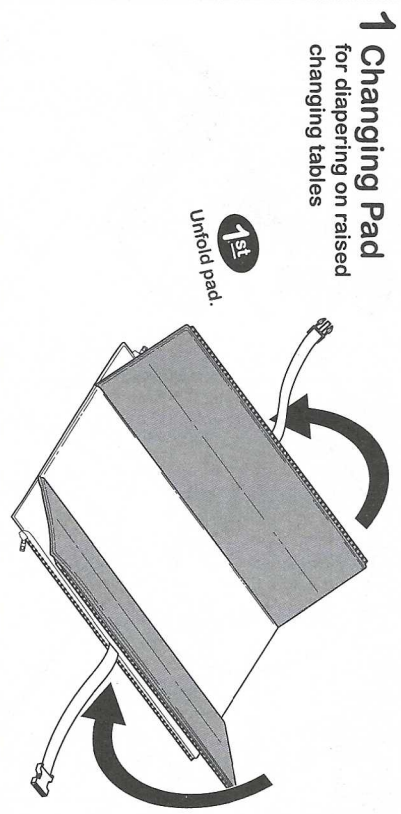
**CAUTION:** Discontinue use of this product when child can push up on hands and knees or when child is able to roll over.

## parts & features

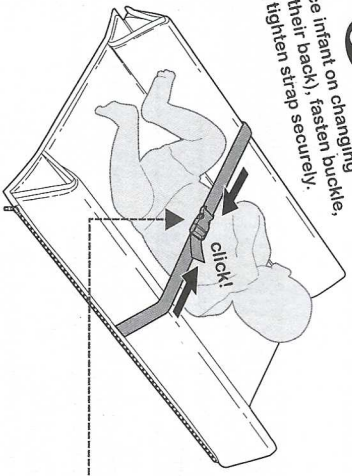


to use as a changing pad

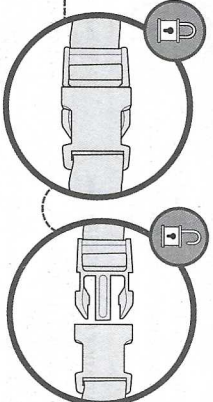
### 1 Changing Pad for diapering on raised changing tables



**3rd** Place infant on changing pad (on their back), fasten buckle, and tighten strap securely.

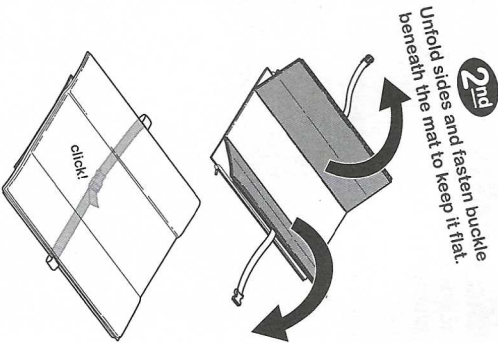
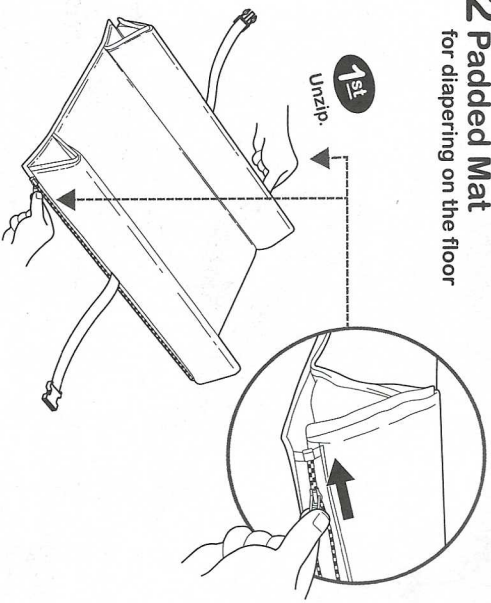


**NOTE:** Most standard changing pad covers (not included) can be used with the changing pad. Pull the safety belt straps through the pre-cut holes in the cover.

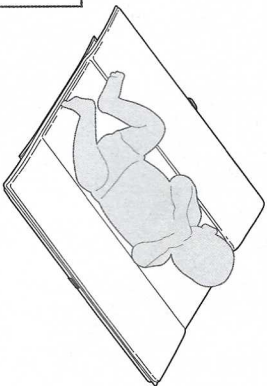


to use as a padded mat

## 2 Padded Mat for diapering on the floor



**3rd**  
Place infant on  
changing mat.



## cleaning and storing your changing pad/mat

- Wipe clean with a damp cloth.
- Unzip both sides and fold in half for travel or storage.

## ordering changing pad covers

- Most standard changing pad covers fit the 2-in-1 Convertible Changing Pad.™
- To purchase covers, visit our website at [www.summerinfant.com](http://www.summerinfant.com).

### Summer Infant (USA), Inc.

1275 Park East Drive  
Woonsocket, RI 02895 USA  
1-401-671-6551  
© 2018 Summer Infant (USA), Inc.

We're here to help! If you have questions or need assistance, please call our Consumer Relations Team at 1-401-671-6551 or [www.summerinfant.com/contact](http://www.summerinfant.com/contact)

Join the conversation!

Learn more at [summerinfant.com](http://summerinfant.com) and connect with us on social media @summerinfant

Please retain information for future reference. Colors and styles may vary. Made in China 7/18

  
**summer**  
infant®

92804

Veillez lire attentivement les instructions suivantes.  
**CONSERVER CE MODE D'EMPLOI**

**POUR CONSULTATION ULTÉRIEURE.**

Pour obtenir une assistance technique,

veuillez communiquer avec nous au

1-401-671-6551 ou sur le site

[www.summerinfant.com/contact](http://www.summerinfant.com/contact)

Utilisation : pour nouveau-nés et

bébes jusqu'à 13,6 kg (30 lb)

Aucun outil requis.



## Tapis et Matelas à Langer 2 en 1 Convertible

### MANUEL D'UTILISATION

Merci d'avoir acheté le tapis et matelas à langer 2 en 1 convertible de Summer Infant.

Ce design polyvalent s'adapte à la taille de votre enfant, du nouveau-né au tout-petit.

pour tous vos changements de couche.